



ELEMENTS OF COMPOSITION

Monster Studio Session 4

(Four-ish Sessions)

Composition

Basically, it is how you compose, or arrange, your elements into an image/work of art. We call it a layout in graphic design.

T
a

THERE ARE EIGHT ELEMENTS OF COMPOSITION

"The term composition means "putting together". It can be thought of as the organization of the elements of art according to the principles of art. Composition can apply to any work of art, from music through writing and into photography, that is arranged using conscious thought."

[https://en.wikipedia.org/wiki/Composition_\(visual_arts\)](https://en.wikipedia.org/wiki/Composition_(visual_arts))

COMPOSITION IN ART



<https://i.ytimg.com/vi/oAPXep8wPts/maxresdefault.jpg>

A composition is a very powerful tool. It can make the difference between the elements in your image not making any sense, and exactly the same elements coming together to create a meaningful composition.

Balance

In this case, we are referring to whether there is symmetry or asymmetry in the arrangement of elements in a work of art.

Symmetry can add a sense of calm, orderliness, whereas asymmetry can lend a sense of unease, imbalance.



Assignment

Choose to create an image that clearly depicts either an *asymmetric* or *symmetric* image. We will begin with some brainstorming and brief research, create a rough draft and finish it next session.





Contrast

Visual Contrast- 6 concepts to consider:

1. *Form/Shape*
2. *Scale (Size Relationships)*
3. *Weight/Value*
4. *Space (Positive and Negative Space)*
5. *Direction (Stillness and movement)*
6. *Texture*

Creating Contrast Through Form

We can create contrast through form. Think about the two types of forms we have discussed so far:

1. Geometric
2. Organic



https://i0.wp.com/digital-photography-school.com/wp-content/uploads/2017/06/IMG_4872-copy.jpg?resize=717%2C478&ssl=1



Creating Contrast Using Scale

This is a concept that one can use to put emphasis on a particular concept



<http://urbanmilwaukee.com/wp-content/uploads/2010/08/383.JPG>



<https://i.pinimg.com/originals/98/72/f4/9872f44cee4979da089441f67a4bc38.jpg>



<https://i.pinimg.com/originals/99/ee/82/99ee82ecaf8093ad27f86771824074db.png>



Creating Contrast Using Value

Using light versus dark.



<https://i.pinimg.com/originals/88/ed/3f/88ed3fbadedfa51ff8bdae536cbc9ac2.jpg>




<https://i.pinimg.com/originals/36/82/f8/3682f89496e92f7b2480729eda3f03b6.jpg>

Creating Contrast Using Space

In order to create contrast using space, you must have an understanding of how to use positive and negative space effectively.



<https://i.pinimg.com/originals/68/29/6f/68296fd8733e0dc14b9490bf3b2e8000.jpg>





Creating Contrast Though Movement



© LinusGallery.com

<https://linusgallery.com/art-gallery/wp-content/uploads/2016/01/contrasting-art-contests.jpg>



<http://2.bp.blogspot.com/-71Nps24vXeM/UY9YImT3HCI/AAAAAf3k/9a1fnFSrOog/s1600/34.+1889+Self-Portrait+oil+on+canvas+65+x+54+cm+Saint-Re%CC%81my+September+1889+%C2%A9+Muse%CC%81e+d'Orsay,+dist.RMN+:+Patrice+Schmidt.jpg>

Creating Contrast Using Texture



<https://i.ytimg.com/vi/EZ2MsqSocE8/maxresdefault.jpg>



YOUR MISSION

Your mission this session is to create six different compositions conveying the six different concepts mentioned in the previous slide.

1. Fill the Background with a light wash/ground
2. Create a contour line drawing of your subject
3. Fill in the subject to add emphasis
4. Include the name of the concept you are attempting to convey in the bottom Left hand corner.

Contrast

Visual Contrast- 6 concepts to consider:

1. *Form/Shape*
2. *Scale (Size Relationships)*
3. *Weight/Value*
4. *Space (Positive and Negative Space)*
5. *Direction (Stillness and movement)*
6. *Texture*

A world map is shown in silhouette against a black background. The map is overlaid with a complex network of thin, white lines that form a web-like structure across the continents. A prominent, thick red line or band runs across the map, particularly visible over North America and Europe. A horizontal teal banner is positioned across the center of the image, containing the text "VISUAL CONTRAST" in a white, handwritten-style font.

VISUAL CONTRAST

SINGLE VISUAL CONTRAST



[https://fthmb.tqn.com/HH37Uoyjmj2tpyrLX_6Z9ljjQuU=/3866x2578/filters:fill\(auto,1\)/Getty_Emphasis-167532036-56afa5cc3df78cf772c714d1.jpg](https://fthmb.tqn.com/HH37Uoyjmj2tpyrLX_6Z9ljjQuU=/3866x2578/filters:fill(auto,1)/Getty_Emphasis-167532036-56afa5cc3df78cf772c714d1.jpg)



[https://www.thoughtco.com/thmb/AN-HPi0mQdtO9ak1lrkKpb0cxs=/2122x1415/filters:fill\(auto,1\)/170063121-56a03d603df78cafdaa09dc2.jpg](https://www.thoughtco.com/thmb/AN-HPi0mQdtO9ak1lrkKpb0cxs=/2122x1415/filters:fill(auto,1)/170063121-56a03d603df78cafdaa09dc2.jpg)

MULTIPLE VISUAL CONTRAST



<http://tophera.files.wordpress.com/2008/10/variety.jpg>



http://blog.artweb.com/wp-content/uploads/2013/11/433037_in-the-light-refracted-560x373.jpg

<https://designshack.net/wp-content/uploads/contrast.png>

MAD MEN



TYPE

B

<https://i.pinimg/908ddaa4895d>

CO

<https://artteach>

e

IMAGE CONTRAST



YOUR MISSION

Create ONE image exhibiting two different components that we just discussed in the unit about visual contrast:

1. **Single visual contrast**
2. **Multiple visual contrast**
3. **Type contrast**
4. **Image contrast**

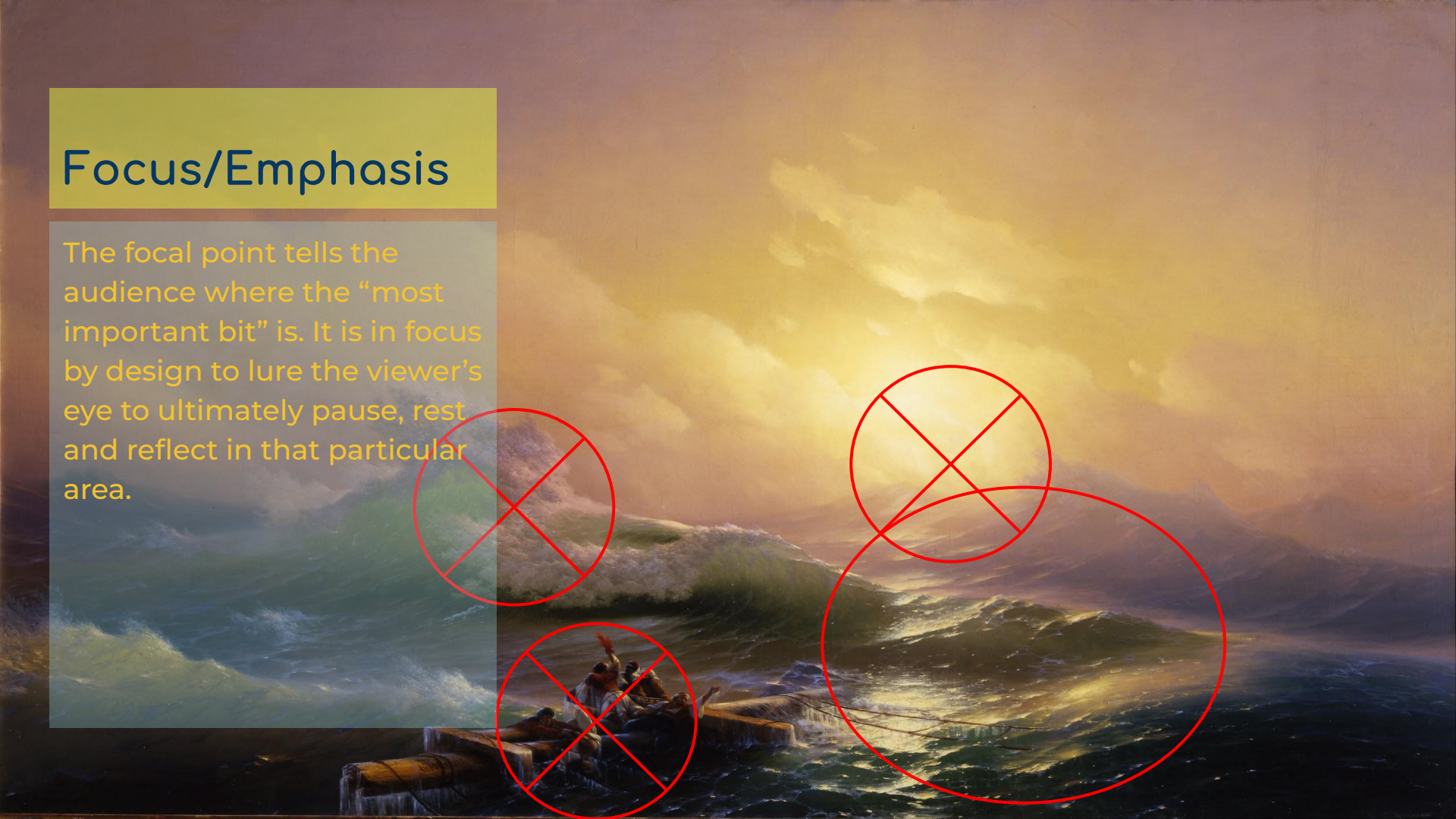
A dramatic landscape with a massive, glowing, ethereal figure in the sky. The figure appears to be a large, multi-headed or multi-armed entity, possibly a deity or a powerful being, with a face visible at the top. The figure is surrounded by swirling, colorful clouds in shades of blue, green, and orange. The background is a dark, starry sky. The foreground is a dark, rocky, and desolate landscape with some small, glowing elements. The overall scene is surreal and otherworldly.

Back to Composition

Let's continue discussing the remaining elements

Focus/Emphasis


The focal point tells the audience where the “most important bit” is. It is in focus by design to lure the viewer’s eye to ultimately pause, rest and reflect in that particular area.



Movement

Is the composition static or is there a sense of movement?

Movement can be accomplished by using various techniques, such as using hard and soft lines.



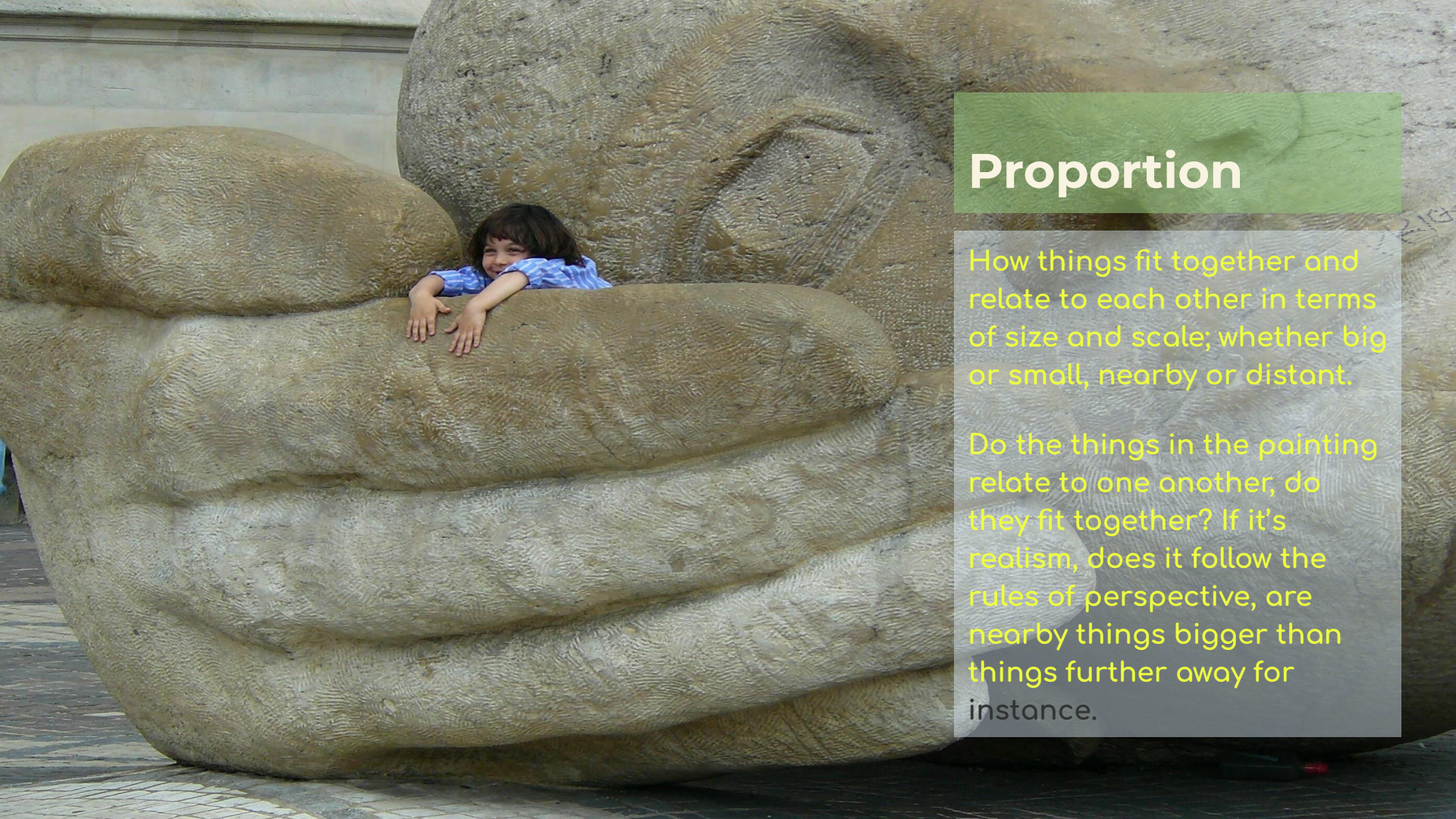
Pattern

A pattern in composition refers to the regular repetition of lines, shapes, colors, or values in a composition.

If you look at the fundamental lines and shapes, you should be able to see an underlying structure that is either pleasing and intriguing, or it is chaotic.

<https://artsandculture.google.com/asset/presidentbarack-obama/kgGqONkp0JVsCA?hl=en>

https://www.google.com/search?q=kehinde+wiley+paintings&tbm=isch&ved=2ahUKEwjxr3hsoPuAhVriOAKHZBtBUcQ2-cCe_gQIABAA&oq=kehinde+wiley+paintings&gs_lcp=CgNpbWcQA1AAWABgoL4BaABwAHgAgAEAiAEAkqEAmAEAggELZ3dzLXdpei1pbWc&sclient=img&ei=AKDzX-TGHeuQggeQ25W4BA&bih=762&biw=1324&client=safari



Proportion

How things fit together and relate to each other in terms of size and scale; whether big or small, nearby or distant.

Do the things in the painting relate to one another, do they fit together? If it's realism, does it follow the rules of perspective, are nearby things bigger than things further away for instance.



Rhythm

Similarly to the way music does, a piece of art can have a rhythm or underlying beat that leads your eye to view the artwork at a certain pace. To find the rhythm of a piece, look for the large underlying shapes (squares, triangles, organic, etc.) and repeated color.

Unity

Either all the parts of the composition feel as if they belong together, or they feel like something is stuck on, awkwardly and out of place. When all of the elements in the work feel like they belong together, the composition has unity.



Your Mission

Create three(3) different compositions, each addressing three (3) of the following elements of composition:

- Pattern
- Movement
- Emphasis
- Proportion
- Rhythm
- Unity

Each composition needs to be

- ★ Enclosed in a 5” x 5” square
- ★ You can choose your own subject matter or have me assign one
- ★ Include the name of the elements you are depicting in the bottom LEFT hand corner of your artwork
- ★ Give it a title and submit.


There are various ways to develop a proper composition

LET'S FOCUS ON THREE



Vertical or Horizontal Symmetry

We naturally have a tendency to put things right in the middle of the page; it's just our natural inclination. In relation to art, this is called, "being centered". Sometimes you need it, and it works just fine because it is ideal for focusing on the "main subject". However, because it's very familiar, it can also lose its power. This means the ideas you are trying to convey can be lost.



<https://images.app.goo.gl/Zoo7DNTm6kLbtNt87>


The Rule of Thirds

Where the “thirds” intersect is actually points of visual interest, where you might choose to place your elements.



https://tse2.mm.bing.net/th?id=OIP.p6ZeqlOXJuiuRmGal_t9f7gHaE7&pid=Api&P=0&w=243&h=163

Aligning a subject with these with these points creates more tension, energy and interest as opposed to something that is centered.



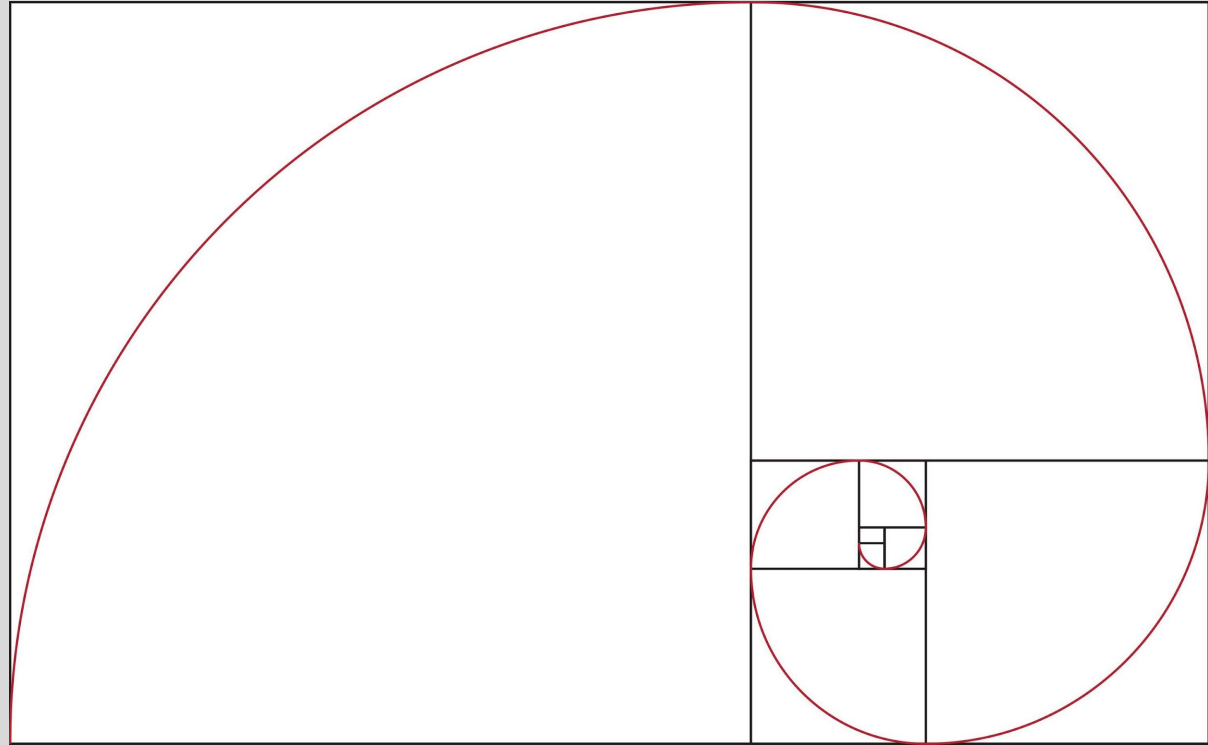
<https://enmancamera.files.wordpress.com/2013/09/cat-rule-of-thirds.jpg>

The Golden Rectangle/Ratio

This was a very popular in architecture and design in the 1400's compositional strategy based on a mathematical equation.

The ratios are an actual reflection of the proportions of the human body.

The equation creates a guideline for a composition that is seen as being harmonious



<https://i.pinimg.com/originals/d9/3d/f1/d93df118df6b45b171d596b0ebd3d191.jpg>

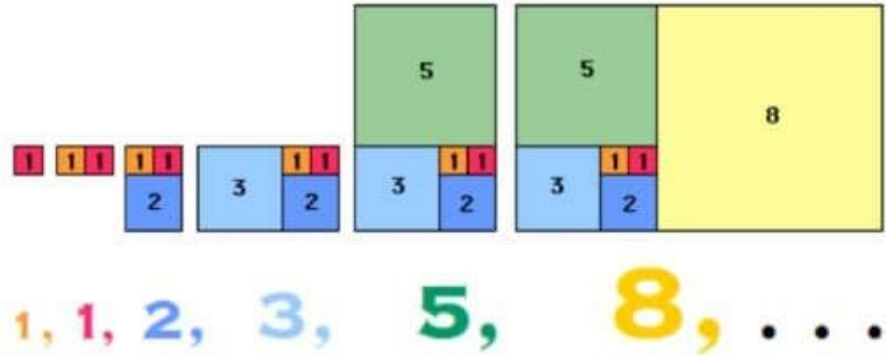
How to construct a Golden Rectangle

1. Make a 1×1 square. This will be the smallest square on your canvas.
2. Create another equal size square to the right of the original square.
3. Create a 2×2 square under your original two 1×1 squares.
4. Now create a 3×3 square to the left of the first three squares.
5. Lastly, create a 5×5 square that goes above this group of squares.

What is the actual ratio?


It's an irrational number (like pi) that has some unusual properties. The ratio is 1 to 1.618 (or 1.618033988749895...) and this number is, unlike pi, a quadratic equation solution.

THE GOLDEN RATIO




<https://artignition.com/wp-content/uploads/2018/02/golden-section.jpg>





<https://www.shutterstock.com/blog/wp-content/uploads/sites/5/2017/09/image11.jpg>



<https://www.elegantthemes.com/blog/wp-content/uploads/2019/06/Wave-1024x734.jpg>

A photograph of a person climbing a large, textured rock face. The scene is set against a vibrant sunset sky with orange, yellow, and blue hues. A black golden spiral is overlaid on the image, starting from the bottom left and curving towards the top right. A black grid is also overlaid, with a vertical line on the left and a horizontal line across the middle. A smaller golden spiral is visible within the grid, centered on the climber.

The Golden Ratio in Design

<https://www.designwizard.com/wp-content/uploads/2019/10/c5de28f0-fa66-11e9-9f4e-3b3ce63a2fa1.jpg>

Composition **FAILS**

composition **EVIL?**



<https://i.pinimg.com/originals/28/c8/c8/28c8c89edd0cd9b454bf4b44a4b79538.jpg>



<https://i.pinimg.com/736x/a9/2d/b6/a92db690010ad33620b12fa5f07f99f4--composition-in-photography-photo-composition.jpg>



<https://i.pinimg.com/236x/a7/c1/7a/a7c17a1223a00e8c15d4917ae7d2f7bd--ad-photos-no-excuses.jpg>



http://1.bp.blogspot.com/_UZ9TyH6Jnrk/Sq13W8A23JI/AAAAA AAAA Ag/cA0hZdqwd2w/s320/041.JPG



<https://tse4.mm.bing.net/th?id=OIP.-x6L7V0hkdrEFJDKHNGbU QHaFI&pid=Api&P=0&w=230&h=174>



http://img.bhs4.com/81/B/81BCC5B5F86478B213 39A22B082AF9D23865F703_large.jpg





https://tse4.mm.bing.net/th?id=OIP.Ugkp1t_JJ0dgODysYg4lrA HaE8&pid=Api&P=0&w=228&h=153



<https://ablazaphoto.files.wordpress.com/2013/11/thirds1.jpg>

Composition **WINS**

composition **LOSES**



http://isb-visualarts.weebly.com/uploads/5/4/9/5/5495691/7369476_orig.jpg





Your Mission

You will create your own compositional design using the following guidelines:

Choose a subject matter:

- Do some online research to find resources to work from

Make a plan:

- ◆ Investigate different compositions by doing some quick drawing studies before you begin the final work of art

Choose a compositional theory to apply to your work of art:

- ★ Centered
- ★ The Rule of Thirds
- ★ The Golden Ratio

Include at least three of the following elements of composition in your piece:

- ➔ Balance
- ➔ Contrast
- ➔ Focus/Emphasis
- ➔ Movement
- ➔ Pattern
- ➔ Proportion
- ➔ Rhythm
- ➔ Unity